






INST_Z_4

Nr	Σ	Element		
1	1		-	S6x60
3	1		-	K2_d30_B
21	1		DIN 125	8x16
213	1		-	Z_NA_1
214	1		-	Z_NA_2

